



## HOW TO USE THIS BINDER


Plastic pins are enclosed with the binder.



1. Remove two pins from the frame.



2. Insert one pin into the first hole at the top of the binder and the second at the bottom.



3. Open the magazine at the centre pages and slide behind the plastic pins.



4. Repeat the process with the next magazine issue.